



Local Government Budget Survey

February 2016

www.kpmg.com/uk



Contents

	Page
Introduction	3
Key Messages	5
Local government budget survey – Comparatives	6
Questions to Consider	19

Introduction

Introduction

The local government sector faces well-documented, significant financial challenges for the foreseeable future. There are also opportunities linked to economic growth, notably with the new homes bonus and the prospect of local business rates retention, and the potential devolution of power to local areas. There is also an increased exposure to financial risk and volatility if growth is not as high or as sustained as hoped, or if demands for services outstrip expectations and lead to additional pressures. There is also the challenge of responding to the impact of central policies such as the 1% reduction in social housing rents from 2016-17, and the increased emphasis on home ownership rather than social renting. In this changing environment, high quality budget setting and monitoring are more important than ever for local government.

KPMG's 2011 publication 'The Brilliant Local Authority of the future' summarised the challenge facing local authorities.

"As the public sector recession bites and the localism agenda gathers pace, local government will have to address both the threats and opportunities that these forces are creating."

The paper explained that;

"In an age of austerity an iron-like grip on the organisation's financial position will be imperative..... This will entail a focus on management accounting and understanding the financial and operational performance of all parts of the business".

https://portal.ema.kworld.kpmg.com/audit/countries/europe/AuditPeople/DeptSites/IGHAudit/Technical%20guidance%20Library/RRD254220%20Brilliant%20Local%20Authority_v11.pdf

KPMG is proud to be the external auditor of a significant number of local government clients, and our audit teams consider key aspects of budget setting and budget monitoring alongside their external audit work. This paper sets out the results of a survey they completed in 2015, and analyses the assumptions and techniques used by our clients to generate budgets and to monitor them.

Our audit teams were very aware that when our clients were setting the 2015-16 budgets they were waiting for clarity about their funding for future years. Some clients had chosen not to publish a medium term financial plan until there was more certainty. Where this was the case, we took into account the work that officers were doing in preparation of the Comprehensive Spending Assessment.

Purpose of this paper

Our aim is that our clients find this paper useful when thinking about the budget information required to help address the financial challenges that they face. We hope that it will help our clients to take a fresh look at their approach to budget setting and monitoring. As financial risks and rewards continue to be localised, budgets will need to become more and more flexible and responsive to changes within financial years. We recognise that there is no single solution or blueprint for successful budgetary control, and that it is up to each client to find their own balance of summarised information and detailed data.

We plan to carry out a similar review next year. We would welcome feedback on this first version, and if there are any areas that you think that it would be useful to cover please let us know. Please let your local audit team know if you have any feedback or if there is anything you want us to take into account.

Introduction (cont.)

Our clients

We have analysed the 97 survey responses from our audit teams.

Client Type	Responses
Districts	41
London Boroughs	11
Unitary Authorities	11
Metropolitan Boroughs	10
Police & Crime Commissioners	8
Fire & Civil Defence Authorities	7
Counties	6
Transport Executives	2
Combined Authority	1
Total	97

Report Format

The paper provides the results of the responses, along with a brief analysis of the highlights (including extra information that audit teams provided where appropriate). We have also provided some possible questions that Members may wish to consider in the context of their own organisations. These questions are collated at the end of the report for ease of reference.

Key messages

We know that our local government clients have already taken significant steps to deal with the changes in their funding structure over the last few years. This paper highlights that as the financial challenges increase over the next few years there are measures that our clients can consider using in order to strengthen elements of their budget preparation, analysis, monitoring and reporting.

The move to more localised risks and rewards mean that techniques such as sensitivity analyses (to identify pressure points) and financial ratios will be key as the potential for financial volatility in the sector increases. This volatility in income and expenditure could happen at any time as well as on the annual budget-setting process, and so it is also increasingly important that our clients are alert and responsive to changes within the year, and to indications that their budgetary assumptions are no longer valid.

Tracking the achievement of savings is not straightforward. Sometimes plans need to be shelved for positive reasons – for example when there is unexpected demand for a service that generates income. It is important to identify the reasons for successful plans as well as those that fail in order to learn for the future.

The likely link between local growth and our clients' financial well-being means that selecting the right 'invest-to-save' schemes is vital, and the survey suggests that more use could be made of key processes for assessing the potential projects.

As financial pressures increase, savings measures may need to be re-considered or revisited, alongside ways to generate income.

As savings become harder to achieve, the distinction between recurrent and non-recurrent savings becomes ever more important, and also an important element of reporting to members. The General Fund Reserve is a critical safety net, and setting the minimum level is a key task that should take into account the level and nature of usable reserves, and in particular if there is a lack of flexibility within those other reserves.

The results of our survey highlight differences in the way that our clients are budgeting for key financial factors such as inflation, borrowing and lending rates and employee related cost pressures. Similarly, there is variation in the factors used to generate the budget, with some such as demographics and population change less used than others. Whilst there is no single correct approach, all of our clients need to be alert to the impact of variations on expectations.

The amount of Local Government reserves is being increasingly challenged, and there needs to be a clear understanding of the reason for the current and planned levels, and what flexibility there is within them if there becomes a need for them to reduce.

Our survey also suggests that there is some scope for further analysis of our clients' assets to identify options for change. Asset management plans that are aligned to service and staffing changes are important for ensuring that those options are co-ordinated and realistic.

We know that many of our clients are still working hard to address gaps in their savings targets for future years, and all of them will need to re-assess their assumptions when the results of the financial settlement are made clear, along with the detail behind recent announcements are made available. It is vital that their budgetary frameworks are fit-for-purpose to respond to the challenges.

The remainder of this report sets out the results of our survey and the questions we have suggested for Members to consider. We look forward to your feedback.

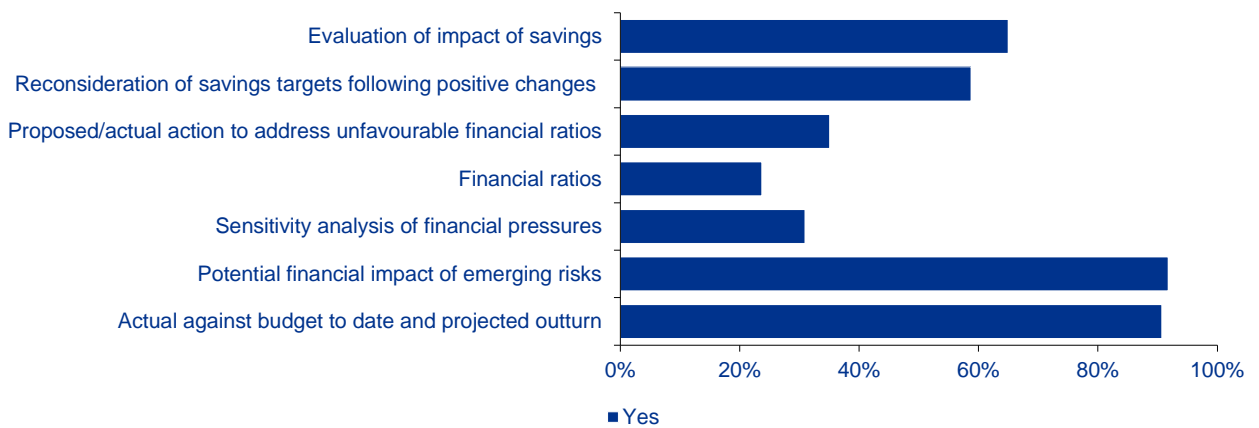
Comparatives

1

What's in your Budget Monitoring Reports?

We looked at our clients' main budget monitoring reports to see if they contained a series of potentially important elements.

Do budget monitoring reports include the following:



As expected, most budget monitoring reports identify the actual position against budget to date and a projected outturn, and the financial impact of emerging risks. The use of sensitivity analysis and financial ratios is less developed. It may be that Members will view these as more important as local financial volatility increases with the move away from block central funding.

Our audit teams highlighted some local practices that influence what goes in to the budget monitoring reports. These included that portfolio holders receive monthly summarised reports for their budget areas that supplement the quarterly reporting, or that particular committees receive detailed reports in addition to the high level reports for all members. Financial ratios are sometimes limited to particular areas, such as in the context of the Treasury Management Strategy.

There is no universal 'right level' of detail in budget monitoring reports – the key is that the reports provide decision-makers with sufficient information in the context of the other information that they receive to allow them to understand the financial position and projections.



Questions to Consider

- Do your budget monitoring reports provide an appropriate level of detail?
- Given the likelihood of increased financial pressures and volatility, do your budget monitoring reports need to evolve?
- Do members have the necessary training, skills & experience to interpret the budgetary reports and information provided?

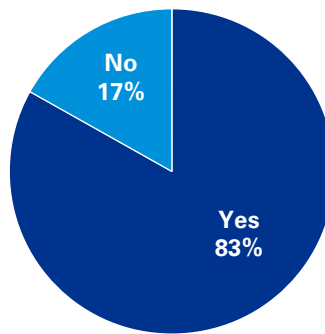
Comparatives (cont.)

2

Did you achieve last year's savings plans?

We looked at the achievement of the overall savings targets alongside the monitoring of the individual savings plans.

Did 2014-15 actual savings meet the budgeted target?



With the uncertainty about the future level and nature of funding, we know that many clients were looking to build up their levels of resilience in 2014-15, and many had savings plans that were designed to help increase useable reserves. The majority of clients met their 2014-15 budgeted savings target.

Some of our audit teams commented that better than expected income had had a significant impact on the net financial outcome – for example from the levels of new homes bonus and planning fees. We recognise that sometimes planned savings such as staff reductions are put on hold in order to meet unexpected demand for services. Tracking the achievement of savings in these circumstances can become complicated, and there is also a risk that unexpected income could result in a reduced focus on making savings elsewhere in the budget.

Our audit teams also noted examples of clients ensuring that the use of reserves is allowed only to provide new or enhanced services, and not to deal with deficits or overspends (which could mask failure to meet the savings targets). They also referred to cases where savings are built into budgets, and so are not separately identified – this links into the question on the following page.



Questions to Consider

- Do you know if your savings to-date in 2015-16 are on target to meet the budgeted amount?
- If you have received unexpected income in 2015-16, are you clear how it has impacted on your savings targets?
- If any of your 2015-16 individual savings schemes or the overall savings targets are not being achieved, do you know why?

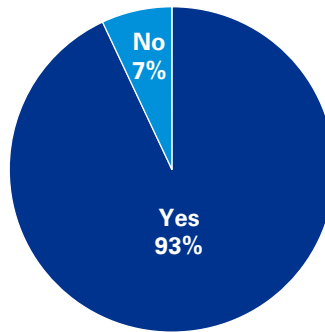
Comparatives (cont.)

3

Are individual savings plans monitored centrally?

We asked whether the individual schemes that make-up the overall savings plans are monitored centrally on an on-going basis.

Were individual savings projects/plans monitored during the year to check that expected savings remained deliverable in 2014-15?



As may be expected, the majority of our clients monitor individual schemes centrally. Audit teams that answered 'no' reported that the client approach is to expect budget holders to deliver their overall net financial target which incorporates the savings plans, and so the central monitoring is based on this net position rather than separating out savings plans.

As the pressure on budgets continues, savings will be increasingly hard to find. Whatever system is used to monitor the achievement of savings plans, it is vital that schemes that are failing to achieve the expected results are highlighted early, and that alternative measures are in place to address the financial shortfall. It is also important to learn the lessons as to why schemes fail in order to help avoid problems recurring. Similarly, successful ones can be analysed to understand the success factors, and to see if they can be replicated.



Questions to Consider

- Are you confident that you identify savings schemes that are failing at an early stage?
- Do you have alternative measures to substitute for failing savings schemes?
- Are successful schemes evaluated to identify why they worked, and to see if they can be applied in other parts of your organisation?

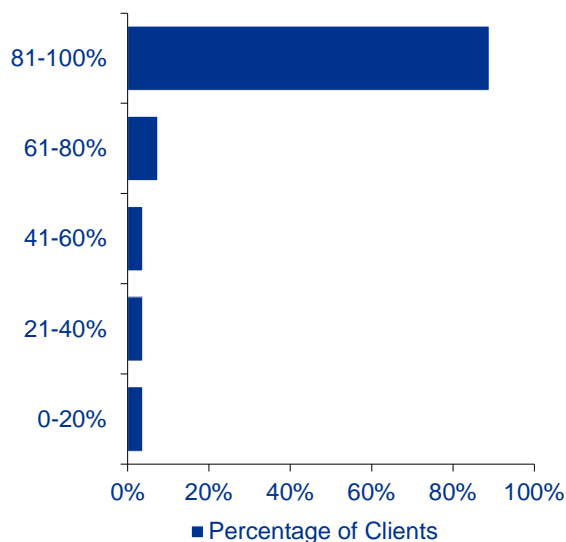
Comparatives (cont.)

4

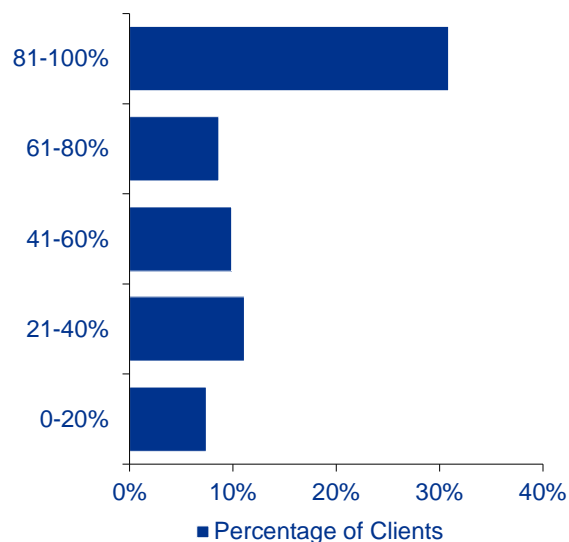
Do you have detailed plans for your savings?

We looked at what proportion of the savings targets for 2015-16 and 2016-17 had detailed plans at the start of the 2015-16 financial year to achieve them. We know that as the level of funding was uncertain beyond 2015-16, officers were estimating what level of savings will be needed.

What percentage of 2015-16 budget savings were backed by detailed plans as at 31 March 2015?



What percentage of 2016-17 budget savings were backed by detailed plans as at 31 March 2015?



At the start of the 2015-16 year, over 80% of clients had detailed plans that covered the level of savings needed. This dropped to below 40% for the 2016-17 year. As the financial position is clarified for 2016-17 and beyond, there will be a need to revisit the expected level of savings to ensure that the assumptions made remain valid and that the plans to achieve them are complete and robust on an ongoing basis.



Questions to Consider

- Are all of your savings targets backed with detailed plans?
- Are you confident that the detailed savings plans are robust and realistic?
- Are detailed savings plans updated to ensure that they reflect changes in circumstances?

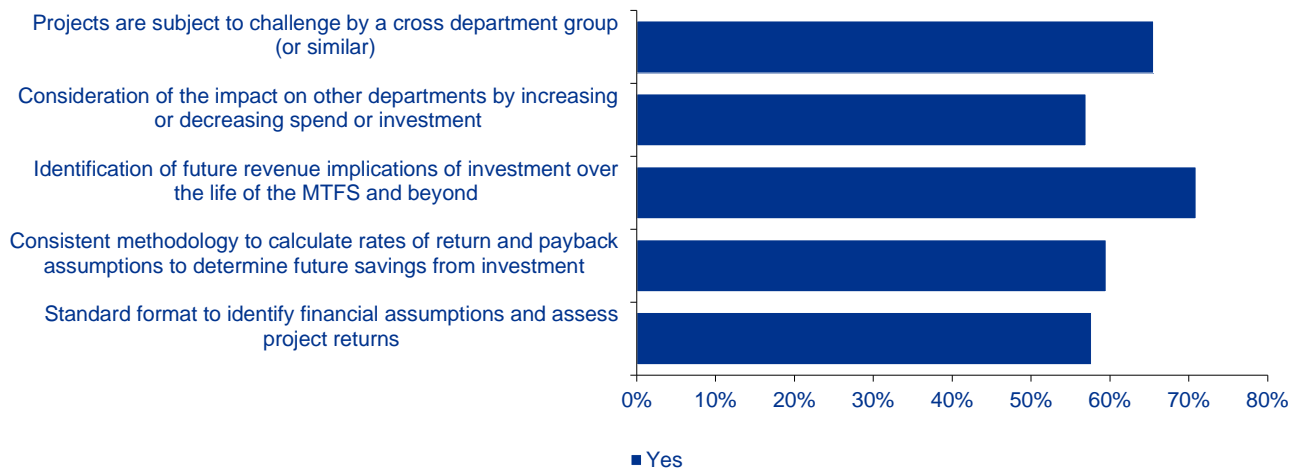
Comparatives (cont.)

5


When you consider possible invest-to-save projects, what factors do you take into account?

Even in financially pressured times we know that our clients will have opportunities to invest in new projects, and that those projects will not necessarily have an immediate or short-term impact, and may go beyond the life of the Medium Term Financial Strategy (MTFS). As available resources become more scarce, and the link increases between local economy growth and councils' financial well-being because of the localisation of economic risk and reward, it is more important than ever to have a strong framework in place to select the most appropriate invest-to-save projects. We looked at all clients for each of the elements below on a yes/no basis.

Are individual invest-to-save projects appraised using the following factors in a consistent way?



Our audit teams identified that not all of the possible tools and techniques available to our clients are being used routinely. We recognise that this may be because for some there is limited opportunity to invest-to-save, and we also recognise that the framework used to select the projects is dependent on local factors, such as the risk appetite, the range of opportunities, potential partners and other factors. However, with the confirmation of the intention to move to local business rate retention and the removal of Revenue Support Grant by 2020, selecting the right invest-to-save projects and monitoring their outcomes against their objectives will become increasingly important. It is also important to check how approved projects perform against the projected outcomes, and to assess why any significant variations have come about.



Questions to Consider

- Is your process for assessing invest-to-save projects robust and consistent?
- Are there tools and techniques you could use to help strengthen your current invest-to-save process?
- How robustly do you review the outcomes of invest-to-save projects?

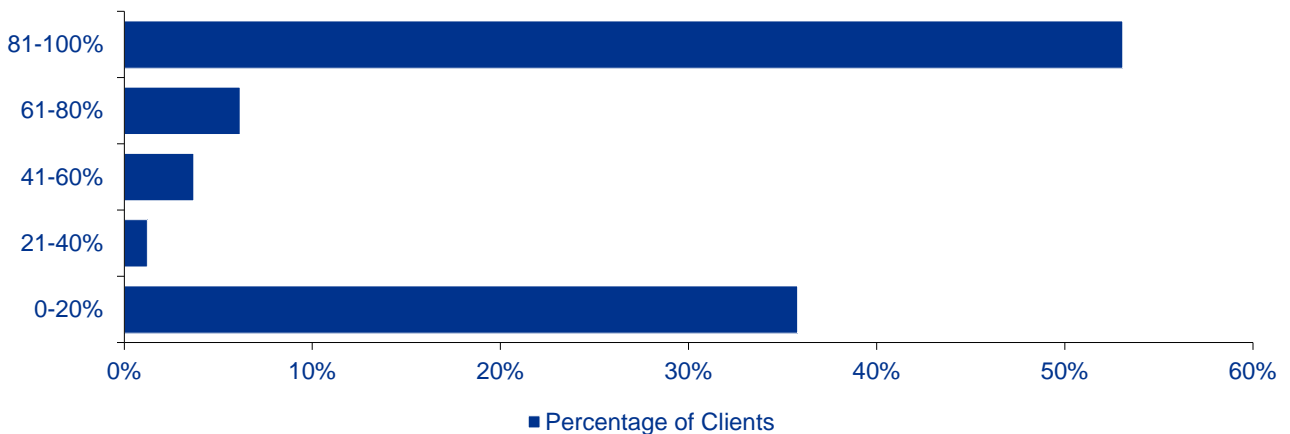
Comparatives (cont.)

6

Are your savings recurrent?

We considered the level of recurrent savings within the overall delivery of the plans. Recurrent savings are those that impact on more than one year. For example, removing a post is a permanent reduction in the budget – a vacancy freeze that delays recruitment to a post is a temporary, non-recurrent measure.

What percentage of 2014-15 actual budget savings were recurrent savings?



The majority or all of many clients’ savings were recurrent, which linked to permanent reductions in staffing levels and service reductions. Recurrent savings are particularly important in times where savings are required year-on-year, as any non-recurrent savings from previous years have to be re-achieved alongside the current year’s targets.

Unexpected income is welcome, but there can be a risk that it can help to mask either the underachievement of savings. This is a particular problem if the income is non-recurrent, as those savings will need to be made to avoid the financial impact simply transferring to the next year.

In some cases, the proportion of recurrent/non-recurrent savings was not available, and these are included in the 0-20% group above.



Questions to Consider

- Do you know the recurrent and non-recurrent levels in your savings plans for 2015-16 and beyond?
- Has the impact of any non-recurrent savings from previous years been factored into current and future savings plans?
- Do you assess unexpected income to check that it is recurrent/non-recurrent and that it has been factored in appropriately to financial monitoring and plans?

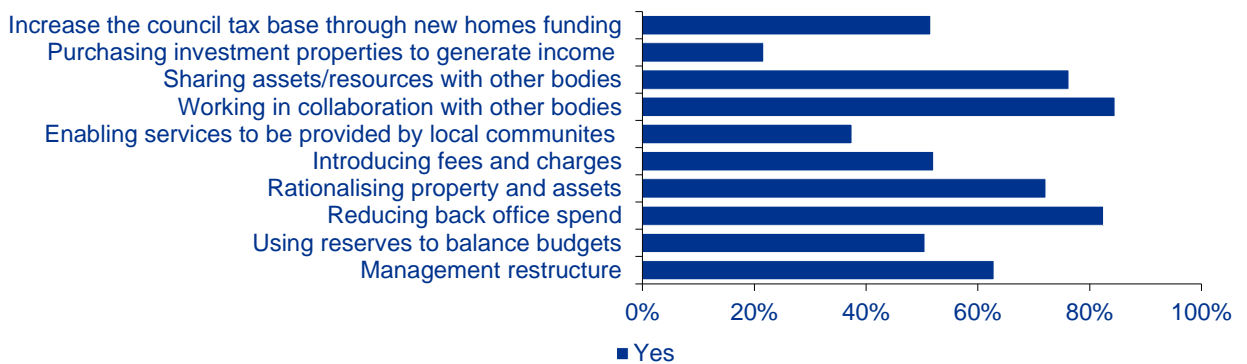
Comparatives (cont.)

7

What savings measures are you relying on for 2015-16 and beyond?

We looked at the savings measures that our clients are using in their budgets to make their medium term financial plans balance.

Which of the following measures are being used to deliver the 2015-16 budget and/or in the following years?



It is inevitable that not all clients will use all the measures, as the levels of financial pressure vary, as does the capacity to implement a variety of measures. We also recognise that some of the ‘no’ answers in the survey are because our clients have already used particular measures in previous years, such as management restructuring, where a period of stability may be appropriate to enable the changes to take effect.

It may be though that previous decisions – for example not to introduce/increase further fees and charges, or to continue to provide the current range of non-statutory services – will need to be revisited as financial pressures increase, and it is inevitable that some clients will need to make very difficult decisions in order to deliver their statutory financial responsibilities.

We asked our audit teams to highlight any other savings measures that were being used by our clients. They highlighted the following examples;

- Vacancy Management;
- Business Rates income growth;
- Withdrawal of services not deemed a priority or affordable;
- Early repayment of debt;
- Establishing a Housing Growth Company;
- Increased joint working and joint venturing;
- Procurement and contracting renegotiations; and
- Assets review and restructuring.



Questions to Consider

- Are you confident that your plans will enable you to continue to meet your statutory financial responsibilities?
- Have you considered all possible savings measures available to you?
- Are there any aspects of your budget that need to be revisited?

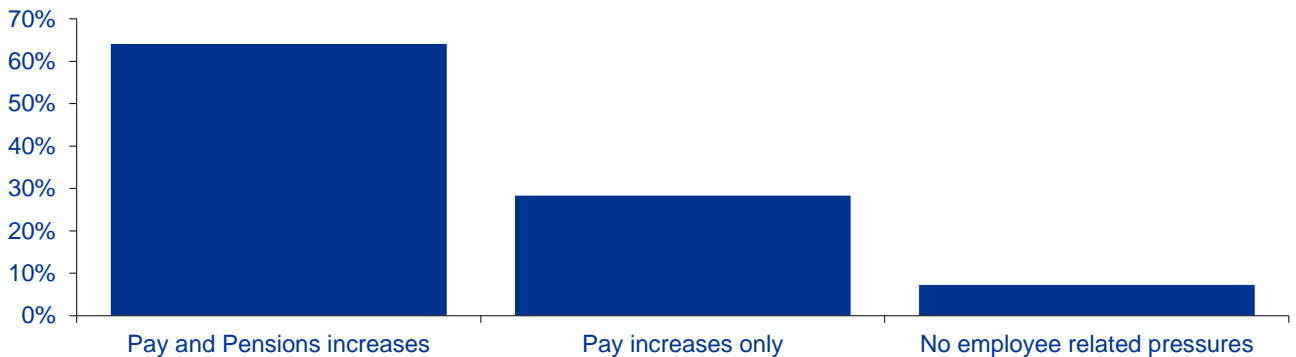
Comparatives (cont.)

8

Do you allow for pay and pension increases in your budget?

We asked all clients about their approach to factoring in employee related cost pressures, namely do you allow for pay and pension increases, just pay, or do you not allocate specific amounts for either?

What employee-related cost pressures does the 2015-16 budget include?



Nearly two-thirds of our clients factored in the impact of pay and pensions increases into the amount given to budget holders to manage. More than a quarter of our clients allowed for pay increases only in 2015-16, and in a year when there is no routine change in the actuary’s recommended level of pension contribution (which results from the triennial review), the variation in pension costs is unlikely to be significant overall. However, at an individual budget holder level, pension costs could vary up or down because of factors such as changes in the profile of staff in relation to their age, and decisions by employees to join or leave the scheme. Finally, our survey identified that a small number of clients expect their budget holders to absorb any additional employee-related costs into the overall budget that they are given to manage.

We are aware that our clients will also need to take account of the introduction of the national living wage from April 2016. There may be some internal (including subsidiary company) staff costs, but for many clients the bigger impact will be the additional costs incurred by their suppliers and the need to establish the way forward with them for service provision and continuity.



Questions to Consider

- If you don’t allow for pay and/or pension cost increases, can you identify any areas of the budget that are vulnerable to significant cost variations?
- Do you have mechanisms to identify and deal with changes to staff costs within year?
- Have you evaluated the cost of the national living wage across your cost base, including your supply chain?

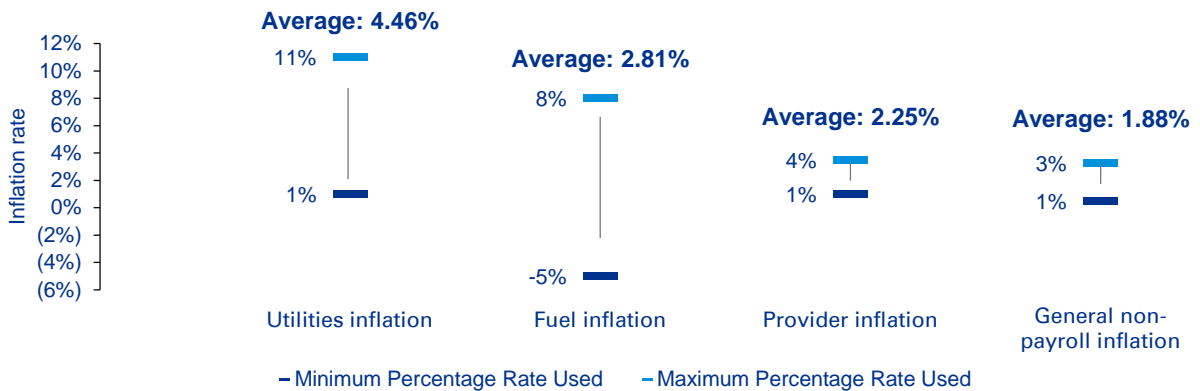
Comparatives (cont.)

9

What inflation rates do you use for particular cost pressures?

We looked at all of our clients' use of non-standard rates of inflation when preparing the budgets, focusing on four common variants. Whilst we were aware that some used a single inflation rate, we knew that others have decided to use differing rates for areas that could have a significant impact on their financial position.

If the 2015-16 budget includes separate inflation rates for the following, which rate is used?



We found that there were some large differences in the inflation assumptions made for fuel and utilities in particular (and we accept that all may be valid due to local circumstances, such as fixed increase, variable or new contract rates). Assumptions by nature are subjective, but they can be updated if it becomes clear that they are not correct. Although overall inflation is at a relatively low level, the current financial pressure means that the impact of variations in aspects of it could make a difference to achieving targets.

Our audit teams also identified that clients used inflation variations for the areas below:

- Hardware and Software price increases;
- Insurance and postage cost increases;
- Indexation increases in partnership arrangements;
- Landfill tax and building repairs; and
- Fee income rates raised to match the overall inflation assumption.



Questions to Consider

- Do you understand how your budget takes inflation into account (e.g. which supplies & services are on fixed/variable rates)?
- Do you know which inflation rate changes would have the biggest impact on your budget?
- How do you deal with inflation variations that happen within the year?

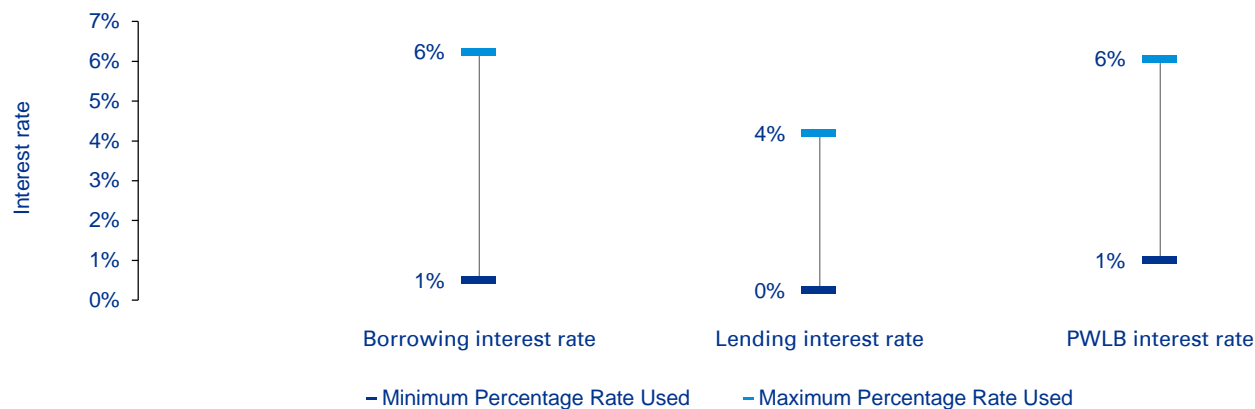
Comparatives (cont.)

10

What rates have you used in your budget for borrowing and lending, and what other specific rates do you factor in to your budget?

We looked at the assumptions about borrowing and lending rates that our clients have used for generating 2015-16 budgets and beyond. We also considered if our clients had identified any further areas of non-pay expenditure for particular rates.

What rates are being used to budget for borrowing and lending?



The chart shows that there were variations in the assumptions used. Lending and borrowing rates are comparatively low historically, but the variations suggest that local circumstances still make a difference to the budget assumptions. This is likely to be related to existing arrangements that date back to when rates were higher.

Audit teams also identified specific assumptions for the following non-pay areas, including the following examples:

- Rent increases;
- Change in the Council Tax base;
- Pension Lump sum increases; and
- Reduction in direct central government support.

Questions to Consider

- Do you know what borrowing and lending assumptions are used when generating the budget?
- Have you identified the areas of your budget where rate assumptions need to be specified?
- Are you alert to changes in rates within year?

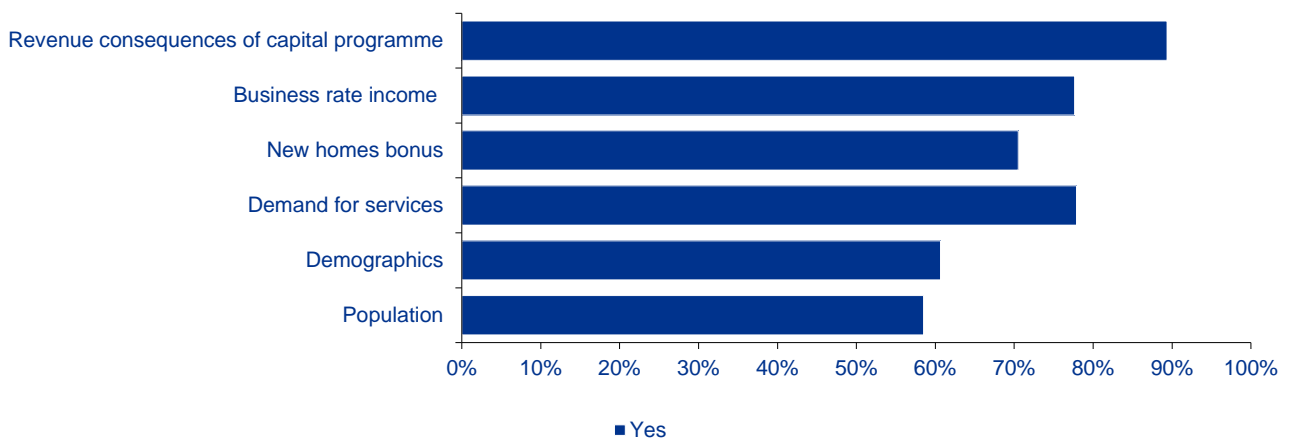
Comparatives (cont.)

11

What factors do you use when developing your budget?

We looked at a particular range of factors that are commonly used when generating budgets, and considered whether our clients used them.

Does the 2015-16 budget include evaluation of the potential financial impact of changes in the following factors?



Although all of these factors were used by the majority of our clients, the proportion using demographics (e.g. deprivation levels, average age) and population (e.g. size and location) factors was smaller than the others. It is generally accepted that the overall population is growing, and that the number of older people with complex needs is likely to increase. However, the impact will vary in different areas.

Income sources such as new homes bonus and business rates, and the demand for services from the public, are subject to variables such as economic conditions and changes in government policy. Scenario planning for the impact of changes is vital to help prepare for different outcomes. It is also important to ensure that the impact of the capital programme is affordable and to update that assessment as budgets are revised.

Questions to Consider

- Do you make use of all available data to help generate your budget?
- Do you understand how your budget is impacted by changes in the factors that drive it?
- Do you revisit the capital programme to ensure its revenue impact remains affordable?

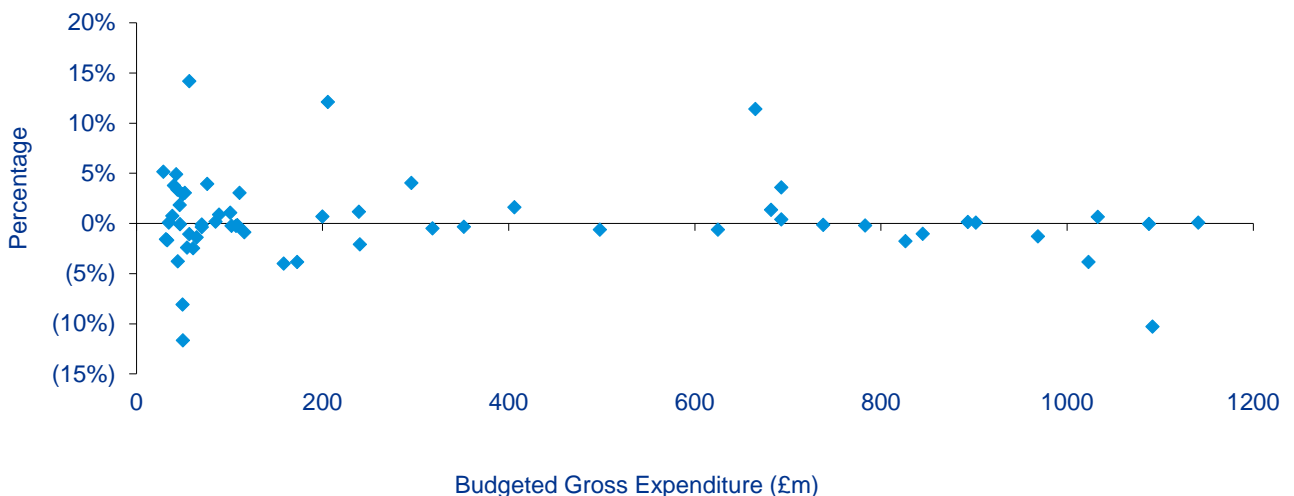
Comparatives (cont.)

12


What is the planned change in usable reserves in 2015-16?

The level of local government reserves is a much-debated topic. We looked at the planned change in the overall level of usable reserves in 2015-16 from the opening to the closing position, and compared it to the level of gross expenditure across all clients. Usable reserves includes amounts earmarked for particular reasons. Earmarked funds can be flexible – changes in policies, intended projects and plans can mean that they can become either insufficient or not needed.

What is the budget change of useable reserves as a percentage of budgeted gross expenditure compared to budgeted gross expenditure?



Many clients are planning to keep usable reserves relatively stable at the end of the year, with most variations within plus or minus 5% of the starting point. A small number have larger variations. The increases reflect that some are aiming to boost financial resilience reserves in preparation for the expected challenges to come. The reductions could be due to the appropriate application of earmarked reserves for planned expenditure. However if reserves are being used to help achieve a balanced budget for 2015-16, this may be a concern given that the financial pressure is expected to increase in the following years.



Questions to Consider

- Do you think the level of your usable reserves is about right?
- Do you understand the reason for any planned changes in the level of usable reserves?
- Do you know how much flexibility you have in your usable reserves?

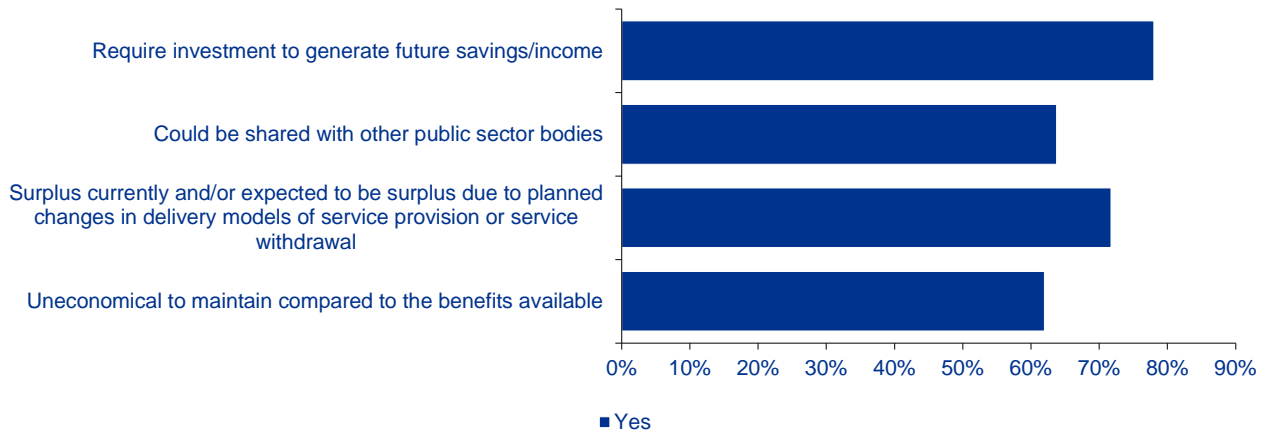
Comparatives (cont.)

13

Have you analysed your asset base?

We are aware that many of our clients are reviewing their assets to see if they can make more use of them. We considered whether our clients had analysed assets that met four categories.

Does the body have an up to date analysis of its assets to identify those that meet the following descriptions:



The results suggest that the analysis of the costs and benefits of assets, and the analysis of current and likely surplus assets is up-to-date at a significant number of clients, but not so at a minority. Similarly, the majority of our clients have an up-to-date analysis of assets that could be made available for shared use, and that more have worked out which assets require investment. However, it is likely that some could do more to fully understand what their options are.

The importance of these assessments will vary depending on the nature of the asset base. We also recognise that some clients are taking steps such as changing ways of working that will release assets in the future, and so their analysis will be on-going. Nevertheless, asset review and management are likely to be important budgetary measures given the financial challenges. An asset utilisation plan can be used to summarise the intended use of assets, and it is vital that it is co-ordinated with any intended changes in the way that services are delivered, or changes to internal operations in order to ensure it is up-to-date.

Questions to Consider

- Do you have a comprehensive and current asset utilisation plan?
- Do your asset plans align with any intended changes to service delivery or internal ways of working?
- Are all options for asset use being considered?



Summary of Questions to Consider

Questions to Consider

1

What's in your Budget Monitoring Reports?

Questions to Consider

- Do your budget monitoring reports provide an appropriate level of detail?
- Given the likelihood of increased financial pressures and volatility, do your budget monitoring reports need to evolve?
- Do members have the necessary training, skills & experience to interpret the budgetary reports and information provided?

2

Did you achieve last year's savings plans?

Questions to Consider

- Do you know if your savings to-date in 2015-16 are on target to meet the budgeted amount?
- If you have received unexpected income in 2015-16, are you clear how it has impacted on your savings targets?
- If any of your 2015-16 individual savings schemes or the overall savings targets are not being achieved, do you know why?

3

Are individual savings plans monitored centrally?

Questions to Consider

- Are you confident that you identify savings schemes that are failing at an early stage?
- Do you have alternative measures to substitute for failing savings schemes?
- Are successful schemes evaluated to identify why they worked, and to see if they can be applied in other parts of your organisation?

4

Do you have detailed plans for your savings?

Questions to Consider

- Are all of your savings targets backed with detailed plans?
- Are you confident that the detailed savings plans are robust and realistic?
- Are detailed savings plans updated to ensure that they reflect changes in circumstances?

5

When you consider possible invest-to-save projects, what factors do you take into account?

Questions to Consider

- Is your process for assessing invest-to-save projects robust and consistent?
- Are there tools and techniques you could use to help strengthen your current invest-to-save process?
- How robustly do you review the outcomes of invest-to-save projects?

Questions to Consider

6

Are your savings recurrent?

Questions to Consider

- Do you know the recurrent and non-recurrent levels in your savings plans for 2015-16 and beyond?
- Has the impact of any non-recurrent savings from previous years been factored into current and future savings plans?
- Do you assess unexpected income to check that it is recurrent/non-recurrent and that it has been factored in appropriately to financial monitoring and plans?

7

What savings measures are you relying on for 2015-16 and beyond?

Questions to Consider

- Are you confident that your plans will enable you to continue to meet your statutory financial responsibilities?
- Have you considered all possible savings measures available to you?
- Are there any aspects of your budget that need to be revisited?

8

Do you allow for pay and pension increases in your budget?

Questions to Consider

- If you don't allow for pay and/or pension cost increases, can you identify any areas of the budget that are vulnerable to significant cost variations?
- Do you have mechanisms to identify and deal with changes to staff costs within year?
- Have you evaluated the cost of the national living wage across your cost base, including your supply chain?

9

What inflation rates do you use for particular cost pressures?

Questions to Consider

- Do you understand how your budget takes inflation into account (e.g. which supplies & services are on fixed/variable rates)?
- Do you know which inflation rate changes would have the biggest impact on your budget?
- How do you deal with inflation variations that happen within the year?

10

What rates have you used in your budget for borrowing and lending, and what other specific rates do you factor in to your budget?

Questions to Consider

- Do you know what borrowing and lending assumptions are used when generating the budget?
- Have you identified the areas of your budget where rate assumptions need to be specified?
- Are you alert to changes in rates within year?

Questions to Consider

11

What factors do you use when developing your budget?

Questions to Consider

- Do you make use of all available data to help generate your budget?
- Do you understand how your budget is impacted by changes in the factors that drive it?
- Do you revisit the capital programme to ensure its revenue impact remains affordable?

12

What is the planned change in usable reserves in 2015-16?

Questions to Consider

- Do you think the level of your usable reserves is about right?
- Do you understand the reason for any planned changes in the level of usable reserves?
- Do you know how much flexibility you have in your usable reserves?

13

Have you analysed your asset base?

Questions to Consider

- Do you have a comprehensive and current asset utilisation plan?
- Do your asset plans align with any intended changes to service delivery or internal ways of working?
- Are all options for asset use being considered?



kpmg.com/socialmedia



kpmg.com/app



The information contained herein is of a general nature and is not intended to address the circumstances of any particular individual or entity. Although we endeavour to provide accurate and timely information, there can be no guarantee that such information is accurate as of the date it is received or that it will continue to be accurate in the future. No one should act on such information without appropriate professional advice after a thorough examination of the particular situation.

© 2016 KPMG LLP, a UK limited liability partnership and a member firm of the KPMG network of independent member firms affiliated with KPMG International Cooperative (“KPMG International”), a Swiss entity. All rights reserved.

The KPMG name and logo are registered trademarks or trademarks of KPMG International.

Produced by Create Graphics □ Document number:
CRT052276